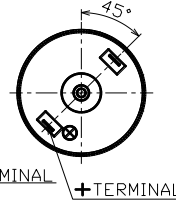
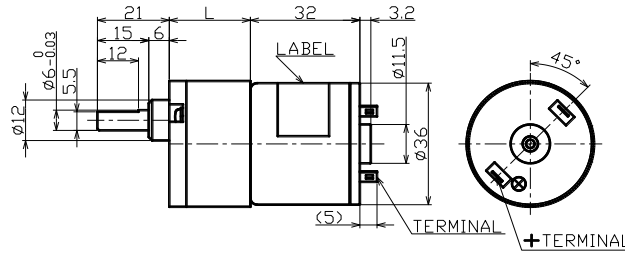
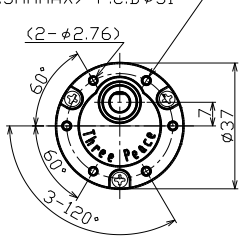


TP-3632-KH•PH series [For intermittent operation]

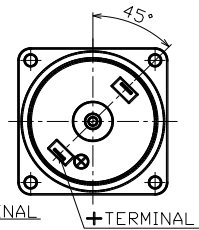
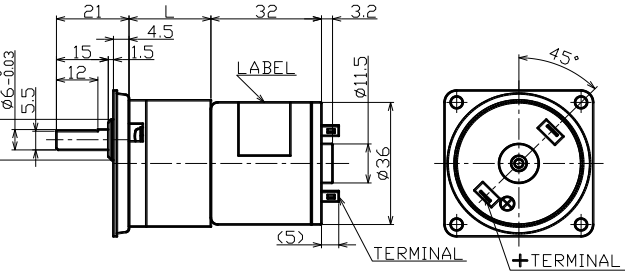
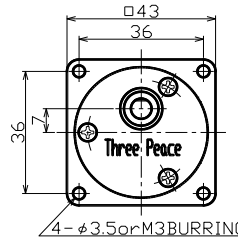
Output[w] **3.3~6.7**



4-M3x0.5 TAPPED HOLE
(3.5mmMAX) P.C.D#31



Gear ratio	1/5~1/900
Torque[mN·m]	19.6~588
Speed[r/min]	1,664~6.8
Voltage[V]	24



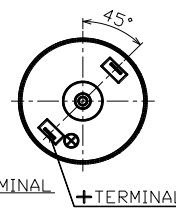
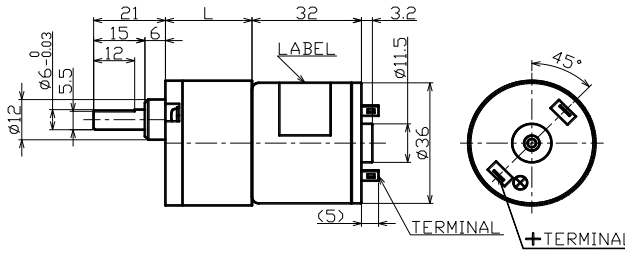
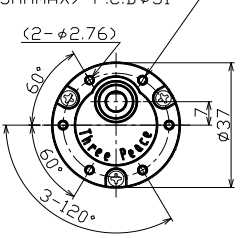
Unit[mm]

TP-3632-KJ•PJ series [For endurance run]

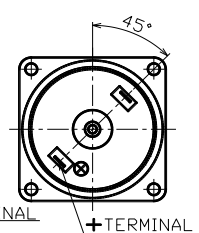
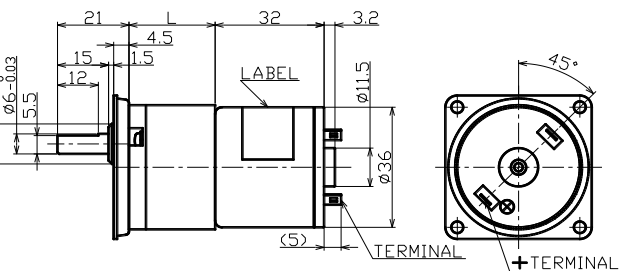
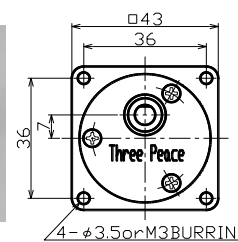
Output[w] **3.3~6.7**



4-M3x0.5 TAPPED HOLE
(3.5mmMAX) P.C.D#31



Gear ratio	1/5~1/900
Torque[mN·m]	19.6~588
Speed[r/min]	1,664~6.8
Voltage[V]	24



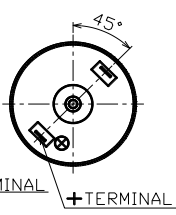
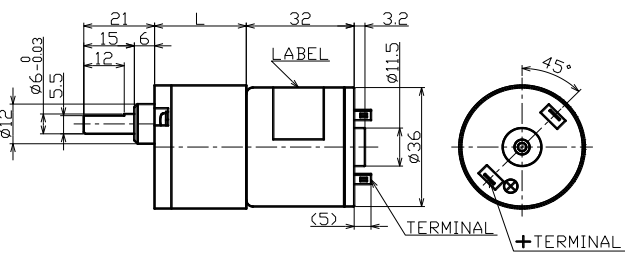
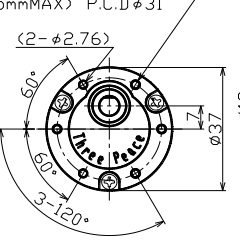
Unit[mm]

TP-3632-KS•PS series [For intermittent operation • Sintering gear]

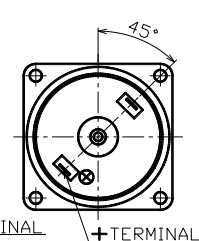
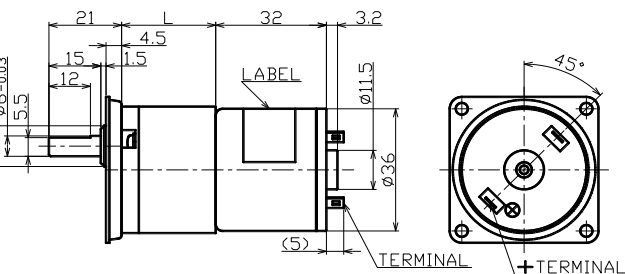
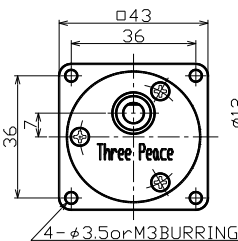
Output[w] **3.3~6.7**



4-M3x0.5 TAPPED HOLE
(3.5mmMAX) P.C.D#31



Gear ratio	1/10~1/900
Torque[mN·m]	49~588
Speed[r/min]	744~6.8
Voltage[V]	24



Unit[mm]